

Lex Specifications

Lex	Lex 1000	Lex 1000NT
Grinding system	Patternless	←
Tracer	Built-in	None
Mode	Beveling (Automatic / Guided), Flat edging, Polishing, Chamfering (with / without Polish), Grooving (Automatic / Guided), High base curve beveling (PLB-8, PL-8)	←
Grinding Size	Maximum lens size= ϕ 85	
Flat edging	Min. ϕ 32 x 19.5 mm Nano cup: ϕ 20.0 x 15.5 mm	
Bevel edging	Min. ϕ 33 x 21 mm Nano cup: ϕ 21.0 x 16.5 mm (PL-8: ϕ 21.0 x 17.5 mm)	
High curve bevel edging	Min. ϕ 39.0 x 26.0 mm Nano cup: ϕ 27.0 x 22.5 mm	←
Flat chamfering	Min. ϕ 34.5 x 21.5 mm Nano cup: ϕ 23.0 x 18.5 mm	
Bevel chamfering	Min. ϕ 35.5 x 22.5 mm Nano cup: ϕ 24.0 x 19.5 mm	
Grooving	ϕ 32 mm	
Wheel configuration	Type PLB-G, Type PL-8, Type PLB-8 ϕ	←
Water supply system	Pump Circulation or Direct Connection to Tap Water	←
Power supply	115V model :AC 115 V, 50 / 60 Hz 230V model :AC 230 V, 50 / 60 Hz	←
Power consumption	1.5 kVA	←
Dimensions / Weight	528 (W)X 493 (D) X 356 (H) mm / 45 kg 20.79 (W) X 19.41 (D) X 14.02 (H) " / 99.21 lbs	528 (W)X 493 (D) X 356 (H) mm / 39.6 kg 20.79 (W) X 19.41 (D) X 14.02 (H) " / 87.30 lbs
Standard accessories	Pliable cup x10, Double-coated adhesive pad x100, Pliable cup remover x1, Dressing stick for the finishing wheel x1, Dressing stick for roughing wheel of glass lens x1 (except for type PLB-8), Compound kit for polishing wheel x1, Pattern setting unit x1 (only Lex 1000), Standard frame x1 (only Lex 1000), Standard pattern x1 (only Lex 1000), Hex driver (2.5 mm) x1, Drain hose adapter set x1, Power Cord x1, Spare Fuse x2, Accessory Case x1	Pliable cup x10, Double-coated adhesive pad x100, Pliable cup remover x1, Dressing stick for the finishing wheel x1, Dressing stick for roughing wheel of glass lens x1 (except for type PLB-8), Compound kit for polishing wheel x1, Hex driver (2.5 mm) x1, Drain hose adapter set x1, Power Cord x1, Spare Fuse x2, Accessory Case x1
Optional accessories	Nano cup kit x1, Bar-code reader x1, Circulation pump and tank x1, Unit for direct connection to tap water x1, table x1, calibration jig x1	Nano cup kit x1, Bar-code reader x1, Circulation pump and tank x1, Unit for direct connection to tap water x1, table x1, calibration jig x1

Lex Drill

Milling function	
Hole diameter	ϕ 0.8 to 4.0 mm (0.01 increments)
Hole depth	6.0 mm or less
Range of hole milling	ϕ 32 to 75 mm from lens rotation axis
Direction of hole milling	Automatic tilting / Manual tilting 0° to 30°
Slotted hole width	ϕ 0.8 to 4.0 mm (0.01 increments)
Slotted hole depth	6 mm or less
Slotted hole length	20 mm or less
Power supply	AC 115 / 230 V \pm 10%, 50 / 60 Hz
Power consumption	90 VA
Dimensions / Weight	145 (W) X 477 (D) X 335 (H) mm / 14 kg 5.71 (W) X 18.78 (D) X 13.19 (H) " / 30.86 lbs
Standard accessories	Drain bit x5, RS-232 cable x1, Brush x1, Power cord x1, Spare fuse x2



*Specifications and design are subject to change without notice for improvement.



HEAD OFFICE
34-14 Maehama, Hiroishi
Gamagori, Aichi 443-0038, Japan
Telephone : 81-533-67-6611
Facsimile : 81-533-67-6610
URL : <http://www.nidek.co.jp>

TOKYO OFFICE
(International Div.)
3F Sumitomo Fudosan Hongo Bldg.,
3-22-5 Hongo, Bunkyo-ku, Tokyo,
113-0033 Japan
Telephone : 81-3-5844-2641
Facsimile : 81-3-5844-2642
URL : <http://www.nidek.com>

NIDEK INC.
47651 Westinghouse Drive
Fremont, CA 94539, U.S.A.
Telephone : 1-510-226-5700
: 1-800-223-9044 (US only)
Facsimile : 1-510-226-5750
URL : <http://www.usa.nidek.com>

NIDEK SOCIÉTÉ ANONYME
Europarc
13, rue Auguste Perret
94042 Créteil, France
Telephone : 33-1-49 80 97 97
Facsimile : 33-1-49 80 32 08
URL : <http://www.nidek.fr>

NIDEK TECHNOLOGIES SRL
Via dell'Artigianato, 6 / A
35020 Albignasego (Padova), Italy
Telephone : 39 049 8629200 / 8626399
Facsimile : 39 049 8626824
URL : <http://www.nidektechnologies.it>



©NIDEK 2006 Printed in Japan ME-1000 DESIGN+ NPDKM④



Lens Edging System
Lex



Eye & Health Care
NIDEK

Lex 1000 / Lex Drill

The new generation lens edging system that meets the demands of the times

Lens edging has changed radically over the last few years. The number of high-base wrap frames continues to be on the rise, with grooving on high-curved lenses becoming more common as well. Frames with increasingly small "B" dimensions are also in fashion and there is a real challenge in processing those lenses. Sophisticated coatings such as super-hydrophobic and anti-reflective have become the norm in the past few years. Rimless drill mounts with twin holes, rectangular holes, and notches continue to be popular. To meet all these demands and more, we introduce the Lex System. The only edging system designed to keep up with evolving lens technology and frame styles.

Lex Drill



Ice 1000



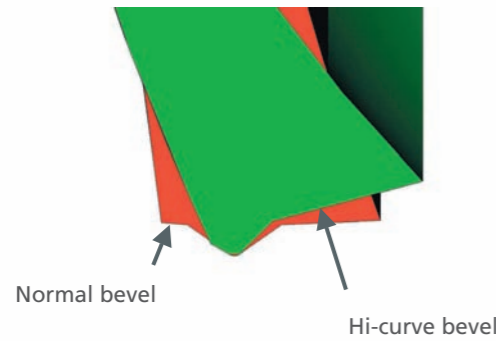
Lex 1000




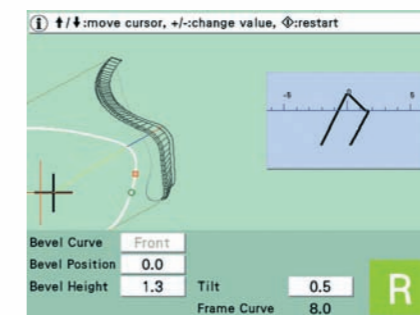

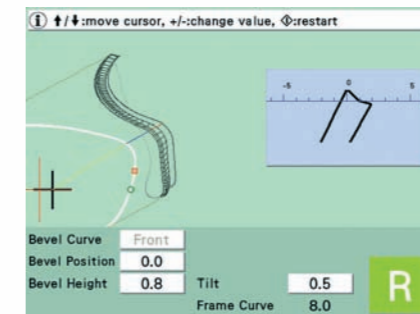


Hi-curve Bevel Mode

PL-8 / PLB-8

The ultimate beveling cycle that processes high-base lenses for wrap frames.



Lex 1000 creates the best bevel profile for hi-curved lenses by processing the front and back bevel independently. The Lex 1000 will create a custom bevel to suit even the most challenging eyewear. This patented process creates a consistent and custom profiled bevel around the circumference of the lens. The Lex 1000 delivers a perfect fit and a precise bevel every time, resulting in a flawless look.



All aspects of the bevel can be adjusted, including the position, height and tilt using the easy 3-D bevel simulation. The angle of the bevel is automatically tilted, depending on the thickness of the lens, for a perfect look.





Nano Cup

supporter



Nano Cup Kit

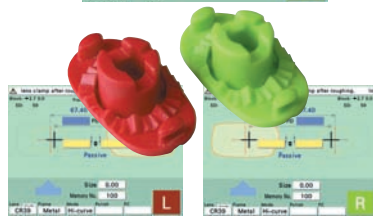

Minimum 15.5 mm "B" dimension can be processed with the new Nano Cup/Block. You can process super hydrophobic lenses without worry about axis shift with the use of the new pliable ring adapter.

Minimum size (not including safety bevel)

	Nano Cup	Nomal
Flat edging	$\phi 20 \times 15.5$	$\phi 32 \times 19.0$
Bevel edging	$\phi 21 \times 16.5$	$\phi 33 \times 20.0$
Bevel edging (PL-8)	$\phi 27 \times 22.5$	$\phi 39 \times 26.0$

Operation

The Lex 1000 is equipped with a full-color display, providing easy viewing. The display was designed for simplicity and intuitive operation.



Information Bar


Even first-time users can easily operate the Lex 1000 using the Information Bar which provides useful "next-step" information.

3-D Bevel Simulation

Sophisticated 3-D bevel simulation allows you to check the placement of the bevel as if viewing the actual lens from any selected angle.

Color-coded Lens Identification

To aid the lens edging process, the display of the Lex 1000 utilizes a color-coding system adapted from navigational light colors, to identify right and left lenses: green represents the right lens and red represents the left lens. Red and green cups (blocks) are included. You can avoid processing the wrong lens by following the color-prompted indicator on the display.




Direct Drive Lens Rotation

The Lex 1000 is designed with the most advanced CAD (Computer Aided Design) techniques. A direct driven gearing system ensures stable cylindrical axis with every cut. An integrated stabilizer keeps the chucking pressure consistent, yet without harming lens coatings.

Grooving

The Lex 1000 features a specially designed grooving wheel which achieves a superior groove quality with "pin-point" accuracy. A reduced groove wheel diameter, set at the optimal angle, grooves high-base curve lenses flawlessly.



Newest Lens Material Processing

The Lex 1000 can process the newest of lens materials, including polyurethane lenses used in sunglass wear.

Advanced Soft Grinding Mode

The Lex 1000 features an Advanced Soft Grinding Mode, the most advanced technology for processing coated lenses. This technology monitors the grinding pressure and maintains it at an optimal level throughout the entire cycle to eliminate axis shift.

"Whisper Quiet" Operation

The noise level on the Lex 1000 is extremely low due to the use of new direct drive gear material. The grinding chamber lid seal provides a noise barrier which also helps significantly. The low volume is maintained throughout all edging cycles, so lenses can be processed with "Whisper Quiet" operation.

Automatic Grinding Chamber Door

The motorized door opens and closes automatically - no need to manually operate the door.

Integrated Job Tray

Frame and lens can be conveniently stored in the Lex1000's built-in job tray.

USB Memory Port

Saved shapes and patterns can be transferred from a PC to the Ice 1000 Blocker. You can then transfer the data back to the Lex1000. Data management is easy and flexible.

Water Consumption Reduction

When a lens edger is connected to direct water, there is a large amount of water consumed. With the Lex1000 the amount of water used is reduced by 40%*

*applicable when processing CR39 or high index lenses

Built-in Barcode Reader (Optional)

The Lex1000's integrated barcode reader saves lab space and streamlines the lens finishing process.



Three choices of grinding wheels are available depending upon your needs

	PL-8	PLB-8	PLB-G
Plastic bevel	○	◎	◎
Hi-curve mode	○	○	×
Plastic flat	◎	◎	◎
Glass	○	×	Bevel only

◎:Normal and Polish finish ○:Normal finish ×:Enable

System configurations



Pro System

Combination of Lex1000 NT*, LexDrill and Ice 1000 Blocker.

*Lex1000 NT is a non-tracer model of the Lex1000.

Color selection

You can choose a side panel color for your Lex1000 edging system to best suit your practice. A beautiful lavender color (standard) or stylish silver mica* color are available.

*option only available in some countries



Lavender (Standard)



Silver Mica (Option)



Standard System

Combination of Lex1000, LexDrill and ICEmini+.



Entry System

Combination of Lex1000 and ICEmini+. The Lex1000 may be added to this system at any time.



Combination with Lex Drill

High quality drilling with the addition of our Lex Drill.



Slim design

Slim design

The width of the LexDrill is only 145 mm (5.7"). It can fit into a small space of 180 mm (7") wide and 480 mm (19") deep.



Quiet Operation

The belt-driven drill minimizes noise during operation for a quiet practice environment.

Easy Cleaning

With the LexDrill, the debris is collected in the basket which is easily emptied when full. (Please follow local regulations for disposal.)



Hole & notch

This drilling unit interfaces seamlessly with the Lex 1000. It processes complex drilling jobs automatically at the touch of a button.

High Quality Drilling

LexDrill can easily process the most challenging drilling such as twin holes, rectangular holes, notches, jewel holes and countersunk holes automatically.

Simple Operation

The LexDrill works in conjunction with the Lex 1000. Simply place the lens in the LexDrill after edging the lens and start drilling at the press of a button. (Ice 1000 or ICEmini+ blockers are needed for inputting hole position.)

Adjustable Hole Angle

Holes are drilled 90 degrees perpendicular to the front base curve of the lens automatically. Custom angling can be adjusted from 0 to 30 degrees.

